



# 5 Data-Driven Supply Chain Killers and How to Slay Them

1

## Poor Data Quality Increases Cost



of CPOs rate cost reduction as a priority for their organization in the next 12 months.<sup>1</sup>



of CPOs cite poor master data quality, standardization, and governance as the biggest procurement challenge.<sup>1</sup>

2

## Lack of Visibility Impacts Agility and Decision Making



of CFOs agree that without "one version of the truth" their organization will struggle to meet business objectives.<sup>4</sup>



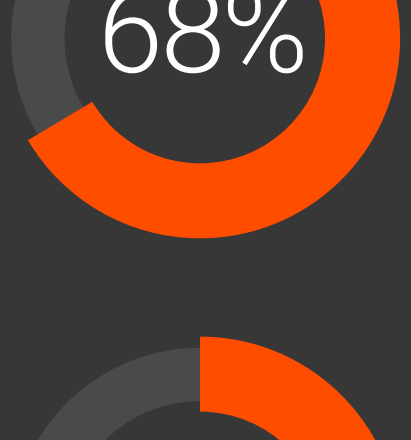
of CFOs cite extending visibility into their suppliers' networks a priority.



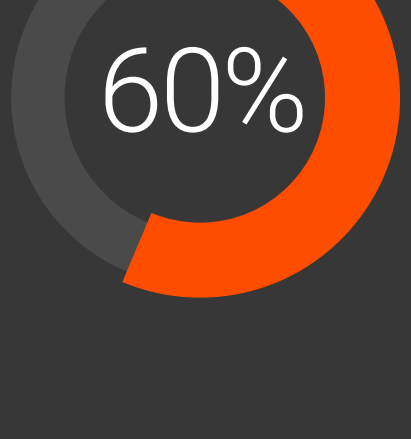
of CFOs cite developing alternate options for sourcing as a priority.<sup>5</sup>

3

## Manual Processes Slow Time to Market



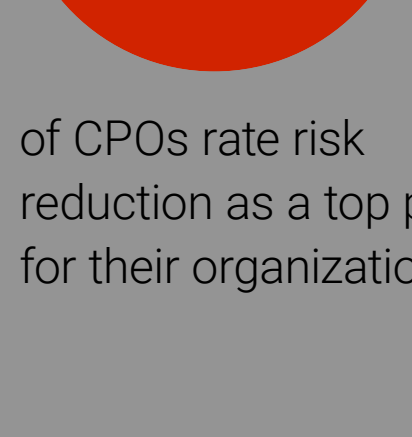
of CPOs rate improving and automating procurement processes as a top priority for their organization.<sup>1</sup>



of companies use no tools or rely on improvised Microsoft Office tools for workflow assignment and supplier relations management.<sup>3</sup>

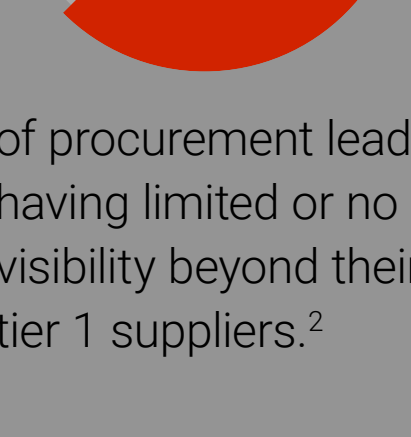
4

## Missing Governance Standards and Transparency Increase Risk



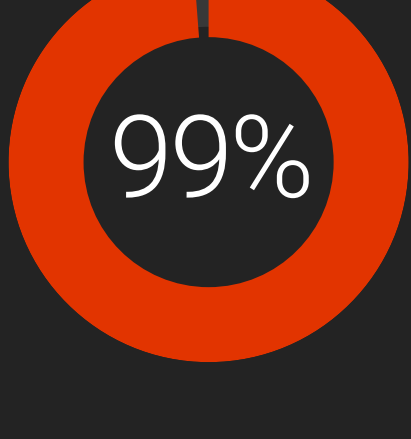
of CPOs rate risk reduction as a top priority for their organization.<sup>1</sup>

Poor overall supply chain transparency results in



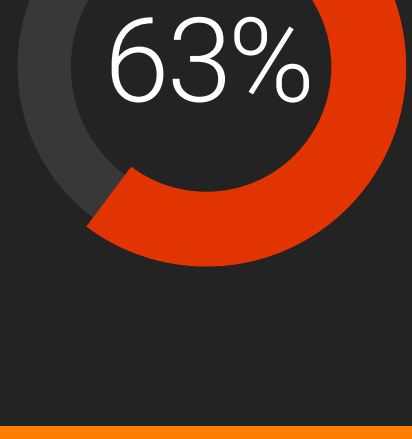
of procurement leaders having limited or no visibility beyond their tier 1 suppliers.<sup>2</sup>

## 5 Siloed Data Impairs Consumer Trust



of CEOs believe sustainability will be important to the future success of their business.<sup>6</sup>

Supply chain traceability is a key criteria for consumers—



of consumers refuse to buy products and services from companies they do not trust.<sup>7</sup>

## How to Slay Supply Chain Killers

1

### Embed Automated Data Quality Checks and Reduce Costs

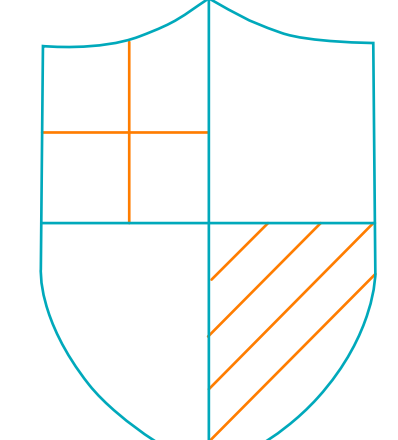
Automated data quality checks embedded in your supplier management workflows effectively improve the quality of supplier data while reducing manual workload and costs.



2

### Access a Trusted View of Supplier Relationships Across the Organization


Centralized access improves visibility and increases transparency into your supplier data for a trusted understanding of all relationships and improved supply chain insights and decision making.



3

### Automate Supplier and Product Information Management Workflows

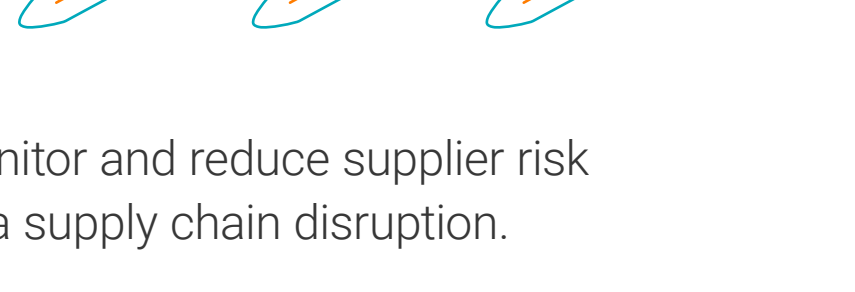
Reduce the time it takes to onboard new vendors by up to 80% and improve time to market for new products by up to 10x with streamlined and automated supplier onboarding, workflows, and self-service.



4

### Mitigate Supply Chain and Vendor Risk


A 360° view of suppliers allows you to monitor and reduce supplier risk and access alternate suppliers in case of a supply chain disruption.



5

### Gain Consumer Trust

Provide trusted and relevant product, ingredient, and sourcing data to create a unique and seamless brand experience and make compliance, transparency, and sustainability a factor when onboarding and monitoring suppliers.



Want to unleash the power of your supplier data?

See how a 360° view of your supplier data saves millions of dollars, year after year.

[READ THE eBOOK](#)

Sources:

<sup>1</sup> [https://www2.deloitte.com/content/dam/insights/us/articles/2019\\_CPO-Survey/626\\_CPO-Survey-Collection-Page/01\\_CPO-Survey.pdf](https://www2.deloitte.com/content/dam/insights/us/articles/2019_CPO-Survey/626_CPO-Survey-Collection-Page/01_CPO-Survey.pdf)

<sup>2</sup> <https://www2.deloitte.com/content/dam/insights/us/articles/2018/strategy-operations/deloitte-global-cpo-survey-2018.pdf>

<sup>3</sup> <https://www.bain.com/about/media-center/press-releases/2018/digital-procurement-report-2018/>

<sup>4</sup> [https://www.accenture.com/\\_acnmedia/PDF-85/Accenture-CFO-Research-Global.pdf](https://www.accenture.com/_acnmedia/PDF-85/Accenture-CFO-Research-Global.pdf)

<sup>5</sup> <https://www.pwc.com/us/en/library/covid-19/pwc-covid-19-cfo-pulse-survey.html>

<sup>6</sup> [https://www.accenture.com/\\_acnmedia/PDF-109/Accenture-UNGO-CEO-Study.pdf#zoom=40](https://www.accenture.com/_acnmedia/PDF-109/Accenture-UNGO-CEO-Study.pdf#zoom=40)

<sup>7</sup> [https://www.accenture.com/1201607291074954\\_w.../en/\\_acnmedia/pdf/27/accnture-trust-transparency\\_infographic.pdf](https://www.accenture.com/1201607291074954_w.../en/_acnmedia/pdf/27/accnture-trust-transparency_infographic.pdf)